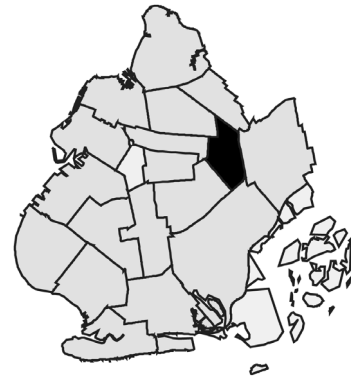


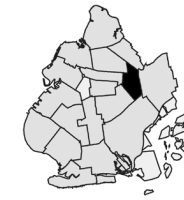
Your Neighborhood Economy

This is a profile of your neighborhood economy. To see what areas your community is doing well in and where more should be done to ensure access to good jobs, small businesses, and development, see ANHD's 2016 Neighborhood Economy Chart.

BROOKLYN
CD216
→ Brownsville



2016 Neighborhood Economy



216 Brooklyn
→ Brownsville

Residents without Internet Access



↑ Why having Internet matters

Residents and small businesses need better access to the internet in order to create and share more employment opportunities, be a skilled labor force, and participate in an increasingly interconnected world. 20% of New Yorkers do not have internet access at home. Is your neighborhood connected in the digital age?

Percent of People with Inadequate Emergency Savings*



↑ Why are savings important?

What would happen if you lost your primary source of income? Families with as little as \$250 or more on hand in savings are less likely to miss utility payments or be evicted after a financial disruption.

* Sufficient emergency savings cover at least three months of total household expenses, including food and housing.

Mean travel time to work (minutes)



↑ Getting to work is important

The longer it takes to get to work, the further people have to travel from their neighborhoods. Are there employment opportunities within your own neighborhood? And, if you and your neighbors are traveling out of the community to get to work, who is traveling in for the locally based jobs?

Percent of Local Jobs Paying Less Than \$40K



↑ Why Local Jobs matter

People look for a leg up from their networks and connections, many of which are locally based. Local jobs provide employment and keep money circulating in a community. Do your neighbors share in the opportunities created through new development in your community?

Number of Small Business Loans



↑ Why Small Businesses matter

Small businesses are cornerstones of our city and neighborhoods. They provide jobs, culturally relevant goods and services, and community. What happens when our small businesses are struggling? The number of small business loans in your neighborhood shows how much access to credit local businesses have to open and thrive.

63 Risk to Economic Opportunity

↑ What this Number Means

This is the number of risks to equitable economic development faced by your neighborhood out of a total possible score of 76. The higher the number, the more that needs to be done to ensure good development in your community.

What Can You Do?

- 1 Get to know this information
- 2 Make sure to talk to your local representatives, Community Boards and Business Improvement Districts about this data
- 3 Organize your neighbors!



Access & Benefits

12% — Percent Without Health Insurance


35% — Percent of Individuals Living in Poverty

8% — Limited English Speaking Households

42% — Percent with Food Stamps or SNAP Benefits

3.48 — Rate of Incarceration*

* Rate of incarceration of average daily population per 100 adults 16 and older based on last known residence. This estimate is limited to local jails and represents an undercount.



Work & School

12% — Percent Age 60+ with Supplemental Security Income

13.80% — Percent Unemployed

76% — Percent High School Graduate or Higher

30% — Disconnected Youth*

38% — Percent Employed in Service Sector Jobs

* Disconnected Youth represent the population between the ages of 16 and 24 who are neither employed nor currently enrolled in school.



Infrastructure

17% — Percent of Small Businesses (less than 20 Employees)

16% — Percent Change in Manufacturing Lot Area



Housing

62% — Percent of Rent Burdened Households

53% — Percent Change in Residential Sales Price per Sqft, 2010-2015

HIGH

High Risk
Neighborhood area that ranked in the top quartile for each particular indicator.

MEDIUM

Medium Risk
Neighborhood area that ranked in the middle quartiles, 2nd & 3rd quartiles, for each particular indicator.

LOW

Low Risk
Neighborhood area that ranked in bottom quartile for each particular indicator.